




# Trustees Annual Report April 24 - March 25



# Turf

**Scottish Charity Number:**  
SC049064

**Address:**  
Turf Neighbourhood Hub  
1618 – 1620 Paisley Road West  
Glasgow  
G52 3QN

**Telephone Number:**  
0141 810 1347

**Email address:**  
[info@turfcommunity.org.uk](mailto:info@turfcommunity.org.uk)

**Website:**  
[www.turfcommunity.org.uk](http://www.turfcommunity.org.uk)



Turfcommunity



TurfYService



Turfyouth



Turf\_Youth\_Service



Turfyouthproject

# About Turf

Turf Youth and Community Project is a dynamic, community-focused charity dedicated to empowering young people, families, and communities within Glasgow's Southside. Through an array of engaging activities, projects, and support services, Turf creates an inclusive space where individuals can connect, learn, and grow. Our universal approach provides a welcoming environment for all ages, fostering personal development and resilience through meaningful relationships and collective support. Turf's commitment to building a stronger, connected and more vibrant community is at the heart of everything we do.

Our work is guided by three strategic themes: Connect, Learn, and Grow. Through **Connect**, we build strong community relationships by delivering programmes that bring together people across generations and social backgrounds. **Learn** focuses on creating opportunities for skills development, confidence building, and lifelong learning, ensuring participants are equipped with tools for personal and professional growth. With **Grow**, we support individuals in realising their potential, enabling young people and families to overcome challenges and thrive in their personal and community lives.

At Turf, we recognise that everyone's journey is unique, and our approach reflects this understanding. Our services range from youth work initiatives that engage young people in positive activities to adult programmes designed to reduce social isolation and support mental well-being. With recent funding, Turf is expanding its team, allowing us to reach even more community members and broaden the impact of our work. This growth marks an exciting chapter for Turf, strengthening our ability to drive positive change across the Southside.



**CONNECT**

**LEARN**

**GROW**



# Our Charity Trustees

The Board of Trustees at Turf plays a vital role in guiding the charity's mission, ensuring we remain focused on our goals and responsive to community needs. Our trustees bring a diverse range of expertise, including social work, skills development, employability, NHS, education, and mental health, providing valuable insights that shape our strategic direction.

Together, they oversee governance, ensure compliance, and support the management team, helping Turf deliver impactful programmes that make a meaningful difference in the lives of young people, families, and communities. Our board is made up of six individuals:



)  
urer)  
tary)



**CONNECT**



**LEARN**



**GROW**

# Vision And Mission

## Vision

Turf Youth and Community Project envisions a thriving, connected community where all children, young people, and adults feel valued, supported, and empowered to reach their full potential. We strive to create safe, inclusive spaces that encourage positive development and resilience, reducing isolation and fostering a deep sense of community connection.

## Mission

Our mission is to provide essential support and opportunities to children, young people, and adults in our community through a wide range of educational, recreational, and social activities. Established to address the lack of local youth services, we have expanded to engage a broader community through programmes designed to build confidence, essential skills, and trusted relationships. Led by qualified Community Learning and Development (CLD) practitioners, we utilise CLD methodologies to connect individuals of all ages, enhance their well-being, and support lifelong learning. Our activities include youth clubs, targeted group work for young people, adult support programmes, and partnerships with other organisations to extend community resources.



**CONNECT**



**LEARN**



**GROW**

# Structure, Governance & Management

## Governing Document

The charity is governed by a single tier constitution.

## Trustee Recruitment

The board will continually assess the skillset across the trustees to ensure that the charity and its purposes are best supported. A vacancy will provide an opportunity for the board to identify any gaps in knowledge and skills and use this to compile a profile of a desirable candidate. This would allow for an advert for the position outlining what the aims and purposes of the charity are and what they are looking for from a trustee. This post would be advertised via social media, TSI and any other networking connections the charity has made. Candidates would be invited to an informal interview to answer questions and ask any of their own. The successful candidate will be appointed by the board and invited to complete a trustee declaration form. The trustee will also undergo an induction where the role of the trustee is explained in full alongside the legal responsibilities, they will be provided with all charity documentation and governing documents. The induction provides a platform to identify any training requirements by new board members.



**CONNECT**

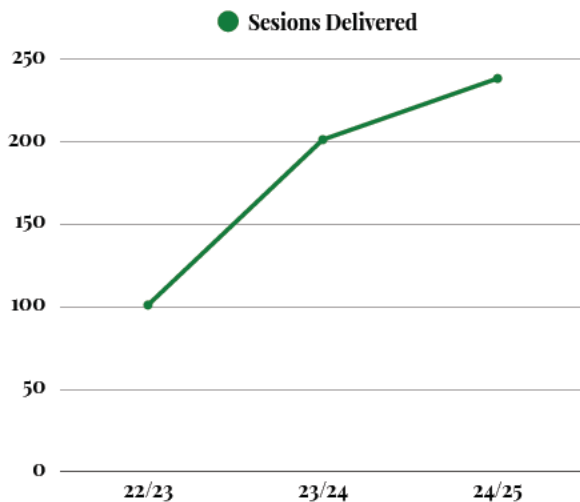
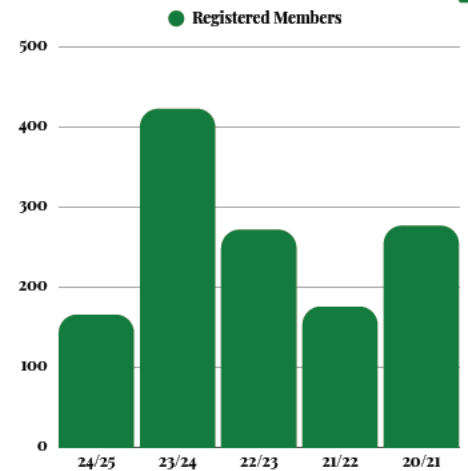
**LEARN**

**GROW**

# Our Year in Numbers

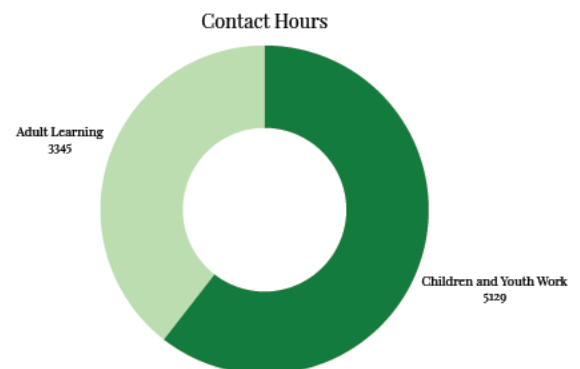
This year, Turf has continued to play a vital role in supporting our community through high-quality youth work and adult learning opportunities. Our services remain a trusted lifeline for people of all ages, helping them build confidence, skills, and connections that last far beyond the sessions we deliver.

In 2024/25, 166 new people registered to access our programmes, bringing our total number of registrations to 1,314 since Turf began. While new registrations are lower than last year's record-breaking figure, they reflect a healthy and sustained level of engagement following a period of exceptional growth. This steady flow of new members shows that Turf is firmly rooted as a welcoming, dependable space for people who need it most.



We're proud to have delivered an impressive 238 sessions this year a meaningful increase from the 201 sessions delivered in 2023/24. This includes 87 adult learning sessions and 151 youth work sessions, demonstrating our ongoing commitment to providing a balance of support for both young people and adults. The growth in session numbers shows our adaptability and dedication to meeting changing community needs, responding to demand, and expanding opportunities for local people to get involved.

Across these sessions, our total contact hours reached 8,473, showing the real depth of support that Turf provides. Of this, 3,344.5 hours were dedicated to adult learning and 5,128.5 hours supported children and young people. These contact hours represent meaningful face-to-face time spent listening, mentoring, learning, and creating safe spaces where relationships can flourish and trust can grow.



**CONNECT**



**LEARN**

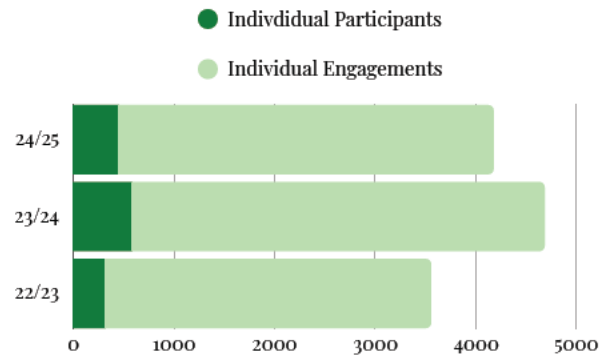


**GROW**

# Our Year in Numbers



This year, a total of 453 unique individuals accessed Turf's services including, 64 adult learners and 389 young people. Together, they engaged with our programmes 3,725 times throughout the year, with 1,123 adult learning engagements and 2,602 youth work engagements recorded. This level of repeat participation highlights Turf's value as a trusted and consistent part of people's lives. Many of our members return week after week, showing the depth of connection and sense of belonging that Turf provides.



We are especially proud that our services remain accessible to people of all backgrounds and needs. Whether it's young people looking for a safe place to learn and socialise, or adults developing new skills and confidence through community learning, Turf continues to adapt and respond.

Together, these numbers tell a bigger story: one of people coming together, friendships being made, skills being built, and barriers being broken down, session by session, hour by hour. These figures underline Turf's enduring impact as a community anchor providing consistent, flexible, and trusted support that empowers local people to connect, learn, and grow.



**CONNECT**



**LEARN**



**GROW**

# Groups Projects and Service Delivery



## Monday Hub Club

The Monday Night Hub Club continues to thrive as a key part of our youth work offer for Primary 5, 6, and 7 pupils. This year, the group has grown in both size and energy, welcoming new faces and returning members alike. By providing a warm and accessible community space, the Hub Club remains an important stepping stone for young people and their families, easing the move to high school and helping build positive habits of engagement early on. Weekly activities have expanded to include more creative arts and seasonal projects alongside favourites like pool, games consoles, baking, and karaoke. This variety ensures that every session offers something for everyone, encouraging young people to try new things, make friends, and build confidence. The steady rise in attendance since our move to the Hub highlights the value of a consistent, trusted space where young people feel safe, respected, and encouraged to be themselves.

## Girls Group

The Girls Group remains a vital and empowering space for young women in our community. Over the past year, the group has continued to grow in confidence and connection, giving members a safe environment to discuss issues that matter to them. Sessions have included conversations and workshops about friendship, self-image, online safety, and healthy relationships, all shaped by the young women's own interests and voices. A strong focus this year has been on positive mental health and wellbeing, encouraging members to look after themselves, support one another, and spread positivity in the wider community. Alongside creative activities like arts and crafts, movie nights, baking, and self-care evenings, the group took part in a rock painting project, decorating stones with uplifting quotes and placing them in different locations around Cardonald for others to find. This simple act of kindness showed the group's commitment to brightening the community and supporting people they may never meet. By fostering trust, respect, and peer support, the Girls Group continues to prove that when young women are given the space to be heard, they grow stronger together and make a difference far beyond

# Groups Projects and Service Delivery

## Christmas Pantomime Trip

To mark the festive season, we were delighted to bring together our young people and adult learners for a special intergenerational outing to the Pavilion Theatre Glasgow to see Beauty and the Beastie. This trip brought participants of all ages together for an afternoon of laughter, excitement, and shared experience at a time of year that can be especially isolating for some. For some, it was their first visit to a traditional Glasgow panto, and the joy and sense of wonder it sparked was clear to see.

Bringing young people and older adults together in this way helps build bridges across generations, strengthens our Turf community, and gives everyone a sense of belonging and celebration. From sharing travel to the theatre to chatting over sweets and interval ice creams, the outing created lasting memories and strengthened connections between people who might not otherwise meet.

This festive trip reminded us of the power of simple moments of joy and connection, and showed once again how Turf creates opportunities for people to come together, look out for one another, and celebrate all that we

# Groups Projects and Service Delivery

## Neighbourhood Natter

The Neighbourhood Natter has continued to flourish as a warm, friendly lifeline for older adults in our community. This year, the group's popularity has grown even further, with more people attending regularly and encouraging friends and neighbours to join in too. Each session provides a safe, social space for people to relax, enjoy good company, and access practical advice and support when needed. Many attendees still say Neighbourhood Natter is the highlight of their week, giving them something to look forward to and helping to tackle feelings of isolation.

Alongside lunch, tea, and plenty of chat, this year the group has enjoyed entertainment from local singers and welcomed our Young Leaders, who generously give up their time during school holidays to volunteer, lend a hand, and build intergenerational friendships. A real highlight for many was receiving free haircuts from one of our trustees, whose background in hairdressing brought a special treat to the group and left everyone feeling pampered and valued.

In the summer, members enjoyed a memorable outing to Helensburgh, a chance to get out of the city, breathe the sea air, and make new memories together. Inspired by this trip, the group decided to introduce a small weekly donation, which is collectively saved to fund future community outings. This sense of ownership has brought extra pride and purpose to the group, with funds now helping to cover the cost of coaches and trips that keep everyone connected.

The Neighbourhood Natter continues to show how a simple weekly gathering can grow into a lifeline of laughter, support, and belonging, improving quality of life for older people in Cardonald and beyond

# Groups Projects and Service Delivery

## Mens Group

Our Men's Group has continued to grow in strength and purpose, offering a safe, stigma-free space where men can come together, connect with others in their community, and focus on their wellbeing. This year, the group has tackled a range of practical projects and meaningful discussions, from mental health and resilience workshops, writing, and community volunteering. For many, the group has been a vital way to reduce social isolation, build friendships, and develop new skills that boost confidence and self-worth.

One inspiring example has been a member working on writing his own book of poems, supported and encouraged by staff at Turf to share his poetry and develop his writing skills further. The group has also enjoyed outings together, including a memorable visit to the Riverside Transport Museum, funded by our partners at Cardonald Community Support Group, an opportunity to get out, explore Glasgow's heritage, and strengthen social ties in a relaxed setting.

Creativity has been a big theme too, with the group working on a new visual display within the Hub: a striking tree mural that represents the values of Turf and features the handprints of many participants who attend weekly. This feature proudly includes symbols from the Glasgow Coat of Arms, celebrating local identity and the group's connection to place and community.

Promotion through local pubs, shops, and partners has helped welcome new members, many of whom would otherwise remain isolated. The Men's Group remains a crucial part of Turf's commitment to tackling loneliness, supporting positive mental health, and helping local men build meaningful connections that last.

# Groups Projects and Service Delivery



## Young Leaders

Our Young Leaders programme continues to demonstrate the power of youth voice and leadership in action. This year, a new group of dedicated young people stepped up to develop their skills, support their peers, and give back to the community in meaningful ways.

All our Young Leaders completed an accredited Hi5 Award and took part in the national Big Ideas weekend in Stirling with YouthLink Scotland, joining workshops and training sessions designed to inspire fresh thinking and give them tools to bring back to their own community.

Closer to home, they volunteered every week at our Monday Night Hub Club, helping to run games and activities for P5, P6, and P7 pupils. Through this, they created a supportive, welcoming environment for younger children, built positive relationships, and took on real responsibility, all recognised through Saltire Awards that celebrate their volunteering commitment.

A number of the Young Leaders also gave up their time during school holidays to volunteer at our Neighbourhood Natter sessions, bridging generations and showing the wider community the positive role young people play.

Alongside their practical volunteering, they completed a tailored training programme covering topics such as what youth work is, child protection, working with behaviour that challenges, and how to deliver games and activities safely and effectively. Many are now working towards further accreditation through a Dynamic Youth Award to mark their progress and dedication.

The Young Leaders programme continues to showcase what young people can achieve when they are trusted, encouraged, and supported to lead, inspiring pride in themselves and building a stronger community for everyone.



# Groups Projects and Service Delivery



## Detached Youth Work

Our Detached Work has grown into an essential strand of our youth work approach, reaching young people in their own “turf”, the streets, parks, and local places where they choose to spend their time. This method of youth work is vital for connecting with young people who may not be accessing, or may have stopped accessing, our centre-based activities for various reasons.

Throughout the year, our youth work team have continued to build positive, trusted connections with young people in their own neighbourhoods, especially during evenings and weekends when risks can be higher. Thanks to funding from Police Scotland, we were able to deliver dedicated Street Work sessions during the summer holidays, allowing us to engage with both new faces and young people already known to Turf.

By being visible, consistent, and approachable in the spaces young people naturally gather, our Detached Work helps break down barriers, tackle local concerns around antisocial behaviour, and offer young people trusted adults to talk to when they need support or advice.

Stronger partnerships with local organisations including Police Scotland have ensured our outreach is targeted, effective, and responsive to local need.

By showing up on young people’s own turf, we continue to prove that every young person deserves to feel seen, heard, and supported, wherever they are.

## Lost Service Users

Sadly, this year we have said goodbye to some much-loved members of our Turf family. Their presence, laughter, and stories left a mark on our community, and we pay tribute to them in this report. We hold their families and friends in our thoughts, and we remain committed to ensuring that Turf continues to be a place where everyone is valued, remembered, and never alone.

# Groups Projects and Service Delivery

## Friday Night Drop In

The Friday Night Drop-In continues to be one of Turf's most important and valued sessions, providing young people in S1-S6 with a safe, welcoming, and trauma-informed space to spend their Friday nights. As a diversionary, community-based youth work activity, it gives young people a positive alternative to gathering in parks or on the streets, offering them somewhere they can feel relaxed, respected, and supported by trusted adults.

Each week, the Drop-In creates opportunities for young people to unwind, make friends, and enjoy a range of activities including gaming tournaments, team challenges, crafts, Just Dance, karaoke, and more. These fun, open access activities help build strong relationships and give youth workers a vital chance to connect with young people in an informal setting. This early engagement often leads to more targeted support for those who need it, with staff able to spot emerging issues and offer advice or signpost young people to other Turf programmes.

The Drop-In continues to deliver confidential sexual health information and access to free condoms through the NHS Greater Glasgow and Clyde Free Condom Service, ensuring young people have trusted adults to turn to for advice that keeps them safe and informed.

This year, we have also had valuable conversations with young people about issues that matter to them, from healthy relationships to substance awareness, and we are looking at bringing in new resources, including information from Landed in Lanarkshire, to strengthen this work further.

The Friday Night Drop-In remains a powerful example of the importance of community-based diversionary youth work, building trust, reducing risk taking behaviour, and creating pathways into wider support that help young people feel seen, heard, and safe.

# Groups Projects and Service Delivery



## Partnerships

Partnership working remains at the heart of how Turf strengthens our impact and reach. Over the past year, we have continued to build and maintain strong relationships with local schools, councillors, MPs, MSPs, Police Scotland, housing providers, and Youth Scotland, ensuring our services stay visible, joined-up, and responsive to the needs of our community.

A key highlight this year has been welcoming Aberlour Children's Charity, who now use our Hub on Thursday evenings to run dedicated youth work activities, providing a safe, supportive space for young people to meet, build relationships, and engage with Aberlour staff.

Our Hub also remains a trusted home for Glasgow Pandalas' pre- and post-natal support and continues to host Cardonald Community Network's popular Seniors Lunch, where older adults enjoy a three-course meal on the last Friday of each month. Many members of our Neighbourhood Natter group join in, creating another opportunity to connect, share good food, and feel part of a caring community.

We were also delighted to strengthen our links with the wider local community through the Too Good To Throw Markets at Bellahouston Sports Centre, where Turf was selected as the chosen charity. This gave us a chance to run stalls promoting our services and raising funds for our groups. At Christmas time, our young people worked hard creating handmade crafts to sell at the market, a fantastic example of our community's creativity and willingness to give back.

These partnerships, whether large or small, ensure that our Hub remains an open, welcoming space that brings people and services together. By working alongside others, we continue to build a community that is stronger, safer, and more connected for everyone who calls Cardonald home

# Groups Projects and Service Delivery

## Community Champion Awards

This year, we were delighted to celebrate one of our own when we nominated [REDACTED] for the Glasgow Times Youth Community Champion Award. [REDACTED] dedication and commitment as a volunteer at Turf, giving up countless hours to support young people across multiple groups, truly embodies the spirit of community and giving back that Turf stands for.

[REDACTED] passion for helping others has seen her volunteering at our Monday Night Hub Club, the Friday Night Drop-In, Girls Group, and more where she has been building positive relationships with young people and adults alike, offering a listening ear, and setting an inspiring example for her peers.

As a young leader, [REDACTED] has gone above and beyond, juggling her studies at West College Scotland with her voluntary work, and always showing up with kindness, reliability, and enthusiasm.

We were incredibly proud when [REDACTED] efforts were recognised at the Community Champions Awards ceremony at Glasgow City Chambers, where she was named Youth Community Champion of the Year 2024. The moment was made even more special as [REDACTED] accepted her award alongside other inspiring Glaswegians making a real difference in their neighbourhoods.

[REDACTED] success shows what can happen when young people are given opportunities, encouragement, and the trust to lead. Her achievement not only recognises her outstanding contribution but inspires other young people in Cardonald and beyond to step forward, volunteer, and help shape a stronger community for everyone.



# Groups Projects and Service Delivery



## Staff, Students & Volunteers

Our dedicated volunteers continue to play an essential role in delivering high-quality services across our community, enabling Turf to support young people, adults, and families week after week. Their commitment and generosity make it possible for us to offer a wide range of impactful activities that bring people together, break down barriers, and create a warm, inclusive environment for everyone who walks through our doors. From supporting young people at our youth work sessions to helping older adults feel connected and cared for, our volunteers are a constant, trusted presence that strengthens every part of our work.

We are also proud to maintain strong links with higher education institutions, welcoming students who are passionate about making a difference in communities. This year, we were delighted to host students from the University of the West of Scotland (UWS) as they worked towards their Community Education degrees, gaining valuable hands-on experience that will shape their future careers. Their involvement brings fresh ideas, energy, and perspective to our programmes and allows them to develop the practical skills needed to become the next generation of community leaders.

Our organisation simply could not operate without the time, talent, and dedication of our volunteers and students. Their support allows us to grow, adapt, and consistently meet the needs of our community. Whether they are helping to run sessions, lending a listening ear, or building trusted relationships with participants, their contribution is at the very heart of Turf.

We remain deeply grateful for everything they give, their skills, compassion, and belief in the power of community.



**CONNECT**

**LEARN**

**GROW**

# Financial Statement



## Statement of Reserves:

Most of our funding is restricted, any underspend is reported back to our funders and consultation takes place on the reallocation. Any donations/unrestricted funding goes directly back into the charity supporting the service delivery and operational building management.

## Details of Defecit

We have no deficit.

## Donated Facilities & Services

We currently have no donated facilities or services.



**CONNECT**



**LEARN**



**GROW**

# Declaration



Signed on behalf of the charity trustees:



**CONNECT**

**LEARN**

**GROW**

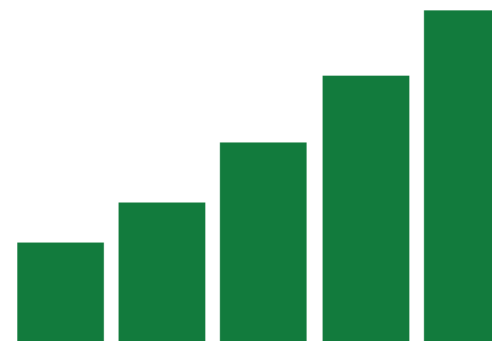
# Contact Us



0141 810 1347



[www.turfcommunity.org.uk](http://www.turfcommunity.org.uk)



APPENDIX 3



|                                                                                            |       |                    |                 |     |       |                                                             |
|--------------------------------------------------------------------------------------------|-------|--------------------|-----------------|-----|-------|-------------------------------------------------------------|
| <b>Independent examiner's report on the accounts</b> <span style="float: right;">v2</span> |       |                    |                 |     |       |                                                             |
| Report to the trustees/members of                                                          |       | <b>TURF (SCIO)</b> |                 |     |       |                                                             |
| Registered charity number                                                                  |       | <b>SC049064</b>    |                 |     |       |                                                             |
| On the accounts of the charity for the period                                              |       |                    |                 |     |       |                                                             |
| Period start date                                                                          |       |                    | Period end date |     |       |                                                             |
| Day                                                                                        | Month | Year               | to              | Day | Month | Year                                                        |
| 06                                                                                         | 04    | 2024               |                 | 05  | 04    | 2025                                                        |
| Set out on pages                                                                           |       |                    |                 |     |       | (remember to include the page numbers of additional sheets) |

**Respective responsibilities of trustees and examiner**

The charity's trustees are responsible for the preparation of the accounts in accordance with the terms of the Charities and Trustee Investment (Scotland) 2005 Act and the Charities Accounts (Scotland) Regulations 2006 (as amended). The charity trustees consider that the audit requirement of Regulation 10(1) (d) of the Accounts Regulations does not apply. It is my responsibility to examine the accounts as required under section 44(1) (c) of the Act and to state whether particular matters have come to my attention.

**Basis of independent examiner's statement**

My examination is carried out in accordance with Regulation 11 of the 2006 Accounts Regulations. An examination includes a review of the accounting records kept by the charity and a comparison of the accounts presented with those records. It also includes consideration of any unusual items or disclosures in the accounts and seeks explanations from the trustees concerning any such matters. The procedures undertaken do not provide all the evidence that would be required in an audit and, consequently, I do not express an audit opinion on the view given by the accounts.

**Independent examiner's statement**

In the course of my examination, no matter has come to my attention

1. which gives me reasonable cause to believe that in any material respect the requirements:
  - to keep accounting records in accordance with section 44(1) (a) of the 2005 Act and Regulation 4 of the 2006 Accounts Regulations, and
  - to prepare accounts which accord with the accounting records and comply with Regulation 9 of the 2006 Accounts Regulations

have not been met, or

2. to which, in my opinion, attention should be drawn in order to enable a proper understanding of the accounts to be reached.

**Signed:**

[Redacted Signature]

**Date:**

23/12/25

**Name:**

[Redacted Name]

**Relevant professional qualification(s) or body (if any):**

C.A.

**Address:**

Accountants Plus  
270 Airbles Road  
Motherwell  
ML1 3AT

## TURF (SCIO)

SC049064



| Receipts and payments accounts |                   |       |      |    |                 |       |      |
|--------------------------------|-------------------|-------|------|----|-----------------|-------|------|
| For the period from            | Period start date |       |      | to | Period end date |       |      |
|                                | Day               | Month | Year |    | Day             | Month | Year |
|                                | 06                | 04    | 2024 |    | 05              | 04    | 2025 |

## Section A Statement of receipts and payments

|                                                               | Unrestricted funds<br>to nearest £ | Restricted funds<br>to nearest £ | Expendable endowment funds<br>to nearest £ | Permanent endowment funds<br>to nearest £ | Total funds current period<br>to nearest £ | Total funds last period<br>to nearest £ |
|---------------------------------------------------------------|------------------------------------|----------------------------------|--------------------------------------------|-------------------------------------------|--------------------------------------------|-----------------------------------------|
| <b>A1 Receipts</b>                                            |                                    |                                  |                                            |                                           |                                            |                                         |
| Donations                                                     | 90                                 | 4,700                            |                                            |                                           | 4,790                                      | 2,855                                   |
| Legacies                                                      |                                    |                                  |                                            |                                           | -                                          | -                                       |
| Grants                                                        |                                    | 65,412                           |                                            |                                           | 65,412                                     | 123,163                                 |
| Receipts from fundraising activities                          |                                    |                                  |                                            |                                           | -                                          | -                                       |
| Gross trading receipts                                        |                                    |                                  |                                            |                                           | -                                          | -                                       |
| Income from investments other than land and buildings         |                                    |                                  |                                            |                                           | -                                          | -                                       |
| Rents from land & buildings                                   |                                    |                                  |                                            |                                           | -                                          | -                                       |
| Gross receipts from other charitable activities               |                                    |                                  |                                            |                                           | -                                          | -                                       |
|                                                               |                                    |                                  |                                            |                                           | -                                          | -                                       |
| <b>A1 Sub total</b>                                           | <b>90</b>                          | <b>70,112</b>                    | <b>-</b>                                   | <b>-</b>                                  | <b>70,202</b>                              | <b>126,018</b>                          |
| <b>A2 Receipts from asset &amp; investment sales</b>          |                                    |                                  |                                            |                                           |                                            |                                         |
| Proceeds from sale of fixed assets                            |                                    |                                  |                                            |                                           | -                                          |                                         |
| Proceeds from sale of investments                             |                                    |                                  |                                            |                                           | -                                          |                                         |
| <b>A2 Sub total</b>                                           | <b>-</b>                           | <b>-</b>                         | <b>-</b>                                   | <b>-</b>                                  | <b>-</b>                                   | <b>-</b>                                |
| <b>Total receipts</b>                                         | <b>90</b>                          | <b>70,112</b>                    | <b>-</b>                                   | <b>-</b>                                  | <b>70,202</b>                              | <b>126,018</b>                          |
| <b>A3 Payments</b>                                            |                                    |                                  |                                            |                                           |                                            |                                         |
| Expenses for fundraising activities                           |                                    |                                  |                                            |                                           | -                                          |                                         |
| Gross trading payments                                        |                                    |                                  |                                            |                                           | -                                          |                                         |
| Investment management costs                                   |                                    |                                  |                                            |                                           | -                                          |                                         |
| Payments relating directly to charitable activities           | 3,490                              | 94,731                           |                                            |                                           | 98,221                                     | 85,880                                  |
| Grants and donations                                          |                                    |                                  |                                            |                                           | -                                          |                                         |
| Governance costs:                                             |                                    |                                  |                                            |                                           | -                                          |                                         |
| Audit / independent examination                               |                                    | 780                              |                                            |                                           | 780                                        | 696                                     |
| Preparation of annual accounts                                |                                    |                                  |                                            |                                           | -                                          |                                         |
| Legal costs                                                   |                                    |                                  |                                            |                                           | -                                          |                                         |
| Other                                                         |                                    |                                  |                                            |                                           | -                                          |                                         |
|                                                               |                                    |                                  |                                            |                                           | -                                          |                                         |
| <b>A3 Sub total</b>                                           | <b>3,490</b>                       | <b>95,511</b>                    | <b>-</b>                                   | <b>-</b>                                  | <b>99,001</b>                              | <b>86,576</b>                           |
| <b>A4 Payments relating to asset and investment movements</b> |                                    |                                  |                                            |                                           |                                            |                                         |
| Purchases of fixed assets                                     |                                    |                                  |                                            |                                           | -                                          | 4,460                                   |
| Purchase of investments                                       |                                    |                                  |                                            |                                           | -                                          |                                         |
| <b>A4 Sub total</b>                                           | <b>-</b>                           | <b>-</b>                         | <b>-</b>                                   | <b>-</b>                                  | <b>-</b>                                   | <b>4,460</b>                            |
| <b>Total payments</b>                                         | <b>3,490</b>                       | <b>95,511</b>                    | <b>-</b>                                   | <b>-</b>                                  | <b>99,001</b>                              | <b>91,036</b>                           |
| <b>Net receipts / (payments)</b>                              | <b>(3,400)</b>                     | <b>(25,399)</b>                  | <b>-</b>                                   | <b>-</b>                                  | <b>(28,799)</b>                            | <b>34,982</b>                           |
| <b>A5 Transfers to / (from) funds</b>                         |                                    |                                  |                                            |                                           |                                            |                                         |
| <b>Net movement in funds for year</b>                         | <b>(3,400)</b>                     | <b>(25,399)</b>                  | <b>-</b>                                   | <b>-</b>                                  | <b>(28,799)</b>                            | <b>34,982</b>                           |



**Section C Notes to the Accounts**

**C1 Nature and purpose of funds** (may be stated on analysis of funds worksheets)

|  |
|--|
|  |
|--|

**C2 Grants**

| Type of activity or project supported | Individual / Institution | Number of grants made | £ |
|---------------------------------------|--------------------------|-----------------------|---|
|                                       |                          |                       |   |
|                                       |                          |                       |   |
|                                       |                          |                       |   |
|                                       |                          |                       |   |
| <b>Total</b>                          |                          |                       | - |

**C3a Trustee remuneration**

|                                                                                                                                                      |          |
|------------------------------------------------------------------------------------------------------------------------------------------------------|----------|
| If no remuneration was paid during the period to any charity trustee or person connected to a trustee cross this box (otherwise complete section 3b) | <b>X</b> |
|------------------------------------------------------------------------------------------------------------------------------------------------------|----------|

**C3b Trustee remuneration - details**

| Authority under which paid | £ |
|----------------------------|---|
|                            |   |
|                            |   |
|                            |   |
|                            |   |

**C4a Trustee expenses**

|                                                                                                                       |          |
|-----------------------------------------------------------------------------------------------------------------------|----------|
| If no expenses were paid to any charity trustee during the period then cross this box (otherwise complete section 4b) | <b>X</b> |
|-----------------------------------------------------------------------------------------------------------------------|----------|

**C4b Trustee expenses - details**

|  | Number of trustees | £ |
|--|--------------------|---|
|  |                    |   |
|  |                    |   |
|  |                    |   |
|  |                    |   |

**C5 Transactions with trustees and connected persons**

| Nature of relationship | Nature of transaction | Transaction amount (£) | Balance outstanding at period end (£) |
|------------------------|-----------------------|------------------------|---------------------------------------|
|                        |                       |                        |                                       |
|                        |                       |                        |                                       |
|                        |                       |                        |                                       |
|                        |                       |                        |                                       |

**C6 Other Information**

|  |
|--|
|  |
|--|

## Additional analysis (1)

## Analysis of receipts and payments

## 1 Donations

|                | Unrestricted funds<br>to nearest £ | Restricted funds<br>to nearest £ | Expendable<br>endowment<br>funds<br>to nearest £ | Permanent<br>endowment<br>funds<br>to nearest £ | Total current<br>period<br>to nearest £ | Total last<br>period<br>to nearest £ |
|----------------|------------------------------------|----------------------------------|--------------------------------------------------|-------------------------------------------------|-----------------------------------------|--------------------------------------|
| Wheatly group  |                                    | 500                              |                                                  |                                                 | 500                                     |                                      |
| Collectice     |                                    | 500                              |                                                  |                                                 | 500                                     |                                      |
| Link group     |                                    | 500                              |                                                  |                                                 | 500                                     |                                      |
| SSH            |                                    | 1,000                            |                                                  |                                                 | 1,000                                   |                                      |
| Youth Scotland |                                    | 2,200                            |                                                  |                                                 | 2,200                                   |                                      |
| Other          | 90                                 |                                  |                                                  |                                                 | 90                                      | 355                                  |
| Scotforce      |                                    |                                  |                                                  |                                                 | -                                       | 2,500                                |
| <b>Total</b>   | <b>90</b>                          | <b>4,700</b>                     | <b>-</b>                                         | <b>-</b>                                        | <b>4,790</b>                            | <b>2,855</b>                         |

## 2 Grants

|                           | Unrestricted funds<br>to nearest £ | Restricted funds<br>to nearest £ | Total current<br>period<br>to nearest £ | Total last<br>period<br>to nearest £ |
|---------------------------|------------------------------------|----------------------------------|-----------------------------------------|--------------------------------------|
| Glasgow Community         |                                    | 27,827                           | 27,827                                  | 83,480                               |
| Robertson Trust           |                                    | 12,000                           | 12,000                                  | 12,000                               |
| Impact Funding            |                                    |                                  | -                                       | 2,281                                |
| Police Scotland           |                                    |                                  | -                                       | 1,500                                |
| Childrens Lottery         |                                    |                                  | -                                       | 7,500                                |
| GCC AP                    |                                    | 5,585                            | 5,585                                   | 4,402                                |
| Garfield Weston           |                                    |                                  | -                                       |                                      |
| Main Grant Awards for All |                                    | 20,000                           | 20,000                                  | 10,000                               |
| Youth Scotland            |                                    |                                  | -                                       | 2,000                                |
| GCVS Census               |                                    |                                  | -                                       |                                      |
| Credit Union              |                                    |                                  | -                                       |                                      |
| Glasgow Council           |                                    |                                  | -                                       |                                      |
| Corra                     |                                    |                                  | -                                       |                                      |
| <b>Total</b>              | <b>-</b>                           | <b>65,412</b>                    | <b>65,412</b>                           | <b>123,163</b>                       |

## 3 Gross receipts from other charitable activities

|              | Unrestricted funds<br>to nearest £ | Restricted funds<br>to nearest £ | Expendable<br>endowment<br>funds<br>to nearest £ | Permanent<br>endowment<br>funds<br>to nearest £ | Total current<br>period<br>to nearest £ | Total last<br>period<br>to nearest £ |
|--------------|------------------------------------|----------------------------------|--------------------------------------------------|-------------------------------------------------|-----------------------------------------|--------------------------------------|
|              |                                    |                                  |                                                  |                                                 | -                                       |                                      |
|              |                                    |                                  |                                                  |                                                 | -                                       |                                      |
|              |                                    |                                  |                                                  |                                                 | -                                       |                                      |
|              |                                    |                                  |                                                  |                                                 | -                                       |                                      |
| <b>Total</b> | <b>-</b>                           | <b>-</b>                         | <b>-</b>                                         | <b>-</b>                                        | <b>-</b>                                | <b>-</b>                             |

## 4 Payments relating directly to charitable activities

|                         | Unrestricted funds<br>to nearest £ | Restricted funds<br>to nearest £ | Expendable<br>endowment<br>funds<br>to nearest £ | Permanent<br>endowment<br>funds<br>to nearest £ | Total current<br>period<br>to nearest £ | Total last<br>period<br>to nearest £ |
|-------------------------|------------------------------------|----------------------------------|--------------------------------------------------|-------------------------------------------------|-----------------------------------------|--------------------------------------|
| Running costs           | 740                                | 4,943                            |                                                  |                                                 | 5,683                                   | 15,650                               |
| Travel                  |                                    | 845                              |                                                  |                                                 | 845                                     | 1,006                                |
| British Gas             |                                    |                                  |                                                  |                                                 | -                                       | 1,616                                |
| Telephone/Internet      |                                    |                                  |                                                  |                                                 | -                                       | 801                                  |
| Management Info         |                                    |                                  |                                                  |                                                 | -                                       | 1,610                                |
| Insurance               |                                    |                                  |                                                  |                                                 | -                                       | 385                                  |
| Website                 |                                    |                                  |                                                  |                                                 | -                                       | 275                                  |
| Payroll Fees            |                                    | 540                              |                                                  |                                                 | 540                                     | 492                                  |
| repair                  |                                    | 1,100                            |                                                  |                                                 | 1,100                                   |                                      |
| Resources               | 578                                | 12,817                           |                                                  |                                                 | 13,395                                  |                                      |
| Rent                    |                                    | 7,568                            |                                                  |                                                 | 7,568                                   |                                      |
| Promotional             |                                    | 60                               |                                                  |                                                 | 60                                      |                                      |
| Sessional staff         | 2,172                              | 66,858                           |                                                  |                                                 | 69,030                                  | 64,044                               |
| 1-2-1                   |                                    |                                  |                                                  |                                                 | -                                       |                                      |
| Independent Examination |                                    | 780                              |                                                  |                                                 | 780                                     | 696                                  |
| PB Budget               |                                    |                                  |                                                  |                                                 | -                                       |                                      |
| <b>Total</b>            | <b>3,490</b>                       | <b>95,511</b>                    | <b>-</b>                                         | <b>-</b>                                        | <b>99,001</b>                           | <b>86,575</b>                        |

**Additional analysis (2)**

**5 Breakdown of unrestricted funds**

|                                                            | Unrestricted fund 1 - enter name of fund below | Unrestricted fund 2 - enter name of fund below | Unrestricted fund 3 - enter name of fund below | Unrestricted fund 4 - enter name of fund below | Total unrestricted funds | Total unrestricted funds last period |
|------------------------------------------------------------|------------------------------------------------|------------------------------------------------|------------------------------------------------|------------------------------------------------|--------------------------|--------------------------------------|
|                                                            | General fund                                   |                                                |                                                |                                                |                          |                                      |
| <b>Receipts</b>                                            |                                                |                                                |                                                |                                                |                          |                                      |
| Donations                                                  | 90                                             |                                                |                                                |                                                | 90                       | 2,855                                |
| Legacies                                                   |                                                |                                                |                                                |                                                | -                        | -                                    |
| Grants                                                     |                                                |                                                |                                                |                                                | -                        | -                                    |
| Receipts from fundraising activities                       |                                                |                                                |                                                |                                                | -                        | -                                    |
| Gross trading receipts                                     |                                                |                                                |                                                |                                                | -                        | -                                    |
| Income from investments other than land and buildings      |                                                |                                                |                                                |                                                | -                        | -                                    |
| Rents from land & buildings                                |                                                |                                                |                                                |                                                | -                        | -                                    |
| Gross receipts from other charitable activities            |                                                |                                                |                                                |                                                | -                        | -                                    |
| <b>Sub total</b>                                           | <b>90</b>                                      | <b>-</b>                                       | <b>-</b>                                       | <b>-</b>                                       | <b>90</b>                | <b>2,855</b>                         |
| <b>Receipts from asset &amp; investment sales</b>          |                                                |                                                |                                                |                                                |                          |                                      |
| Proceeds from sale of fixed assets                         |                                                |                                                |                                                |                                                | -                        | -                                    |
| Proceeds from sale of investments                          |                                                |                                                |                                                |                                                | -                        | -                                    |
| <b>Sub total</b>                                           | <b>-</b>                                       | <b>-</b>                                       | <b>-</b>                                       | <b>-</b>                                       | <b>-</b>                 | <b>-</b>                             |
| <b>Total receipts</b>                                      | <b>90</b>                                      | <b>-</b>                                       | <b>-</b>                                       | <b>-</b>                                       | <b>90</b>                | <b>2,855</b>                         |
| <b>Payments</b>                                            |                                                |                                                |                                                |                                                |                          |                                      |
| Expenses for fundraising activities                        |                                                |                                                |                                                |                                                | -                        | -                                    |
| Gross trading payments                                     |                                                |                                                |                                                |                                                | -                        | -                                    |
| Investment management costs                                |                                                |                                                |                                                |                                                | -                        | -                                    |
| Payments relating directly to charitable activities        | 3,490                                          |                                                |                                                |                                                | 3,490                    | 1,877                                |
| Grants and donations                                       |                                                |                                                |                                                |                                                | -                        | -                                    |
| Governance costs:                                          |                                                |                                                |                                                |                                                |                          |                                      |
| Audit / Independent examination                            |                                                |                                                |                                                |                                                | -                        | -                                    |
| Preparation of annual accounts                             |                                                |                                                |                                                |                                                | -                        | -                                    |
| Legal costs                                                |                                                |                                                |                                                |                                                | -                        | -                                    |
| <b>Sub total</b>                                           | <b>3,490</b>                                   | <b>-</b>                                       | <b>-</b>                                       | <b>-</b>                                       | <b>3,490</b>             | <b>1,877</b>                         |
| <b>Payments relating to asset and investment movements</b> |                                                |                                                |                                                |                                                |                          |                                      |
| Purchases of fixed assets                                  |                                                |                                                |                                                |                                                | -                        | -                                    |
| Purchase of investments                                    |                                                |                                                |                                                |                                                | -                        | -                                    |
| <b>Sub total</b>                                           | <b>-</b>                                       | <b>-</b>                                       | <b>-</b>                                       | <b>-</b>                                       | <b>-</b>                 | <b>-</b>                             |
| <b>Total payments</b>                                      | <b>3,490</b>                                   | <b>-</b>                                       | <b>-</b>                                       | <b>-</b>                                       | <b>3,490</b>             | <b>1,877</b>                         |
| <b>Net receipts / (payments)</b>                           | <b>(3,400)</b>                                 | <b>-</b>                                       | <b>-</b>                                       | <b>-</b>                                       | <b>(3,400)</b>           | <b>978</b>                           |
| <b>Transfers to / (from) funds</b>                         |                                                |                                                |                                                |                                                |                          |                                      |
|                                                            |                                                |                                                |                                                |                                                | -                        | -                                    |
| <b>Surplus / (deficit) for year</b>                        | <b>(3,400)</b>                                 | <b>-</b>                                       | <b>-</b>                                       | <b>-</b>                                       | <b>(3,400)</b>           | <b>978</b>                           |

Nature and purpose of funds

