


Perth Six Circle Project

Scottish Charity No: SC029880

Annual Report & Financial Statements

For the Year Ended

31 March 2025



Annual Report & Statement of Account
Year ended 31 March 2025

Contents	Page
Trustees' Annual Report	3 - 7
Independent Examiner's Report	8
Statement of Financial Activities	9
Balance Sheet	10
Notes to the Accounts	11 -16

Trustees Annual Report

Year ended 31 March 2025

The trustees present their report together with the financial statements and the independent examiner's report for the year ended 31 March 2025.

Reference & Administrative Information

Charity Name: Perth Six Circle Project

Charity Number: SC029880

Principal Address: Aultbea House
3 Edinburgh Road
Perth PH2 8AT

Trustees:



Others who served during the period:



Independent Examiner:



Principal Bankers:

The Royal Bank of Scotland plc
Dunkeld Road
Perth

Trustees Annual Report

Year ended 31 March 2025

Structure, Governance & Management

Perth Six Circle Project was established in 1997 and converted to a Scottish Charitable Incorporated Organisation (SCIO) on the 29 November 2012. The organisation is governed by its constitution and managed by a Management Board comprising:

- Up to 12 members elected at the Annual General Meeting
- A service user is elected by current members to represent them

The day-to-day management and operation of the Project is the responsibility of the Chief Executive. She is assisted in this role by an Operations Manager and a part-time Support & Development Worker.

Objectives & Activities

The objective of Perth Six Circle (PSC) is to support disadvantaged adults who face multiple barriers improve the quality of their lives through: gaining skills and knowledge; accessing a range of external services; living healthier, more independent lives and ultimately reintegrating into their local community. These individuals will be offered the opportunity to learn and develop social and personal skills with a view to building self-esteem, confidence and resilience and facilitate positive change. In achieving this objective PSC provided services to socially isolated and lonely adults including, but not limited to, those with mental ill health, addiction, prison experience, autism, isolation, loneliness as well as learning difficulties and disabilities, encouraging them to overcome the social challenging circumstances they face and enhance their ability to make positive and meaningful social connections. PSC embodies the ethos that 'In meeting the needs of others we meet the needs in ourselves'.

Service user strategic meetings continued to form the basis of activity planning throughout the year and as with previous years these highlighted the desire to be 'out and about', locally and further afield. Therefore, when opportunities sourced transpired, excellent social activities were offered to meet requests and needs.

Core Services

Core services provided a wide range of learning, social activities and events. These provided ample opportunity for involvement and connection with others service users, people from external services - through joint working, members of the local and wider community. During activities and events service users had sizable opportunities to try new things, visit new places, and meet new people - which they would not have otherwise done. Support and encouragement were provided to enhance participation when required. To take full advantage of the learning, these were facilitated to help service users consider how to apply their individual learning to their own lives in a positive and constructive way.

Trustees Annual Report

Year ended 31 March 2025

They also helped: improve lives; make a positive difference to mental health and wellbeing; reduced social lonely & isolated; and improve feeling of community connection. In addition, the support and encouragement provided helped improve skills, motivation & participation along with confidence, self-esteem. The outcome of this has brought about a better level of positivity, resilience and empowerment.

Activities were carried out In-house, however as service users like getting 'Out and About' and as our aim is to improve connections most activities were delivered within the local and wider community.

In-house - included: PSC gardening tidy-up, movies, Halloween party, games, BBQ & Quiz, baking, cooking, Breakfast & Lunch Clubs, Cycling & Walking Clubs.

Out and about – throughout this year service users were provided with ample opportunity to get out and about as this is their favourite activity. Many places were visited including Japanese Gardens, Kirkcaldy Links Fare, Killin Highland Games, St. Andrews, Dundee. In addition, they took a ceramic painting class, went bowling, putting and a wonder around Aberfeldy and a costal trip around Fife to name a few.

Our '**Annual Learning & Development Event**' – once again the L&D event was asked for by service users. It was aimed at providing positive intergenerational connections & interactions and provided service users opportunities to build on their confidence, resilience, knowledge, and practical skills. As a direct result of participation in L&D and other events and activities service users tell us they gained a sense of belonging; feelings of empowerment; and a sense of self-worth

Crisis and Distress Intervention Project (CaDI)

Our CaDI Project has become a vital element of our services and was developed to dovetail our core services and through applying a more preventative approach was aimed at preventing distress and crisis and reducing the impact of crises & distress situations – including suicide prevention and intervention. Through CaDi services PSC current and former service users were offered practical, emotional, and psychological 'Out of Hours' support every day of the year and this year our positive approach to prevention reduced the levels of crisis and distress across the service user spectrum. In addition, staff delivered a range of person-centred interventions workshops and wellbeing sessions throughout the year and as a result helped to improve service users' mental health and wellbeing.

This year a more preventative approach was taken through:

- **'Wellbeing Calls'** – helped assess service user's mental health & wellbeing and put service users mind at rest
- **'Home Visits'** – face to face contact to explore issues or concerns
- **'Walk & Talk'** – contact to explore concerns.....
- **'Practical Support'** – support with shopping - accompanying to the supermarket, Contacting external agencies - GP's, CPN, Psychiatrist, social work, addiction workers...
- **'Advice, Information & Guidance'** – *one to one person centred*

Trustees Annual Report

Year ended 31 March 2025

- **'Medical Intervention'** - support with appointments, relaxation techniques & instructions, video calls to observe medication consumption.
- **'Talking Therapy'** – supported with moving forward
- **'Sleep Therapy'** – enabled sleep during or post extremely distressing periods
- **'Workshops'** – awareness raising, trialling techniques...
- **'Drop-in'** – during office hours

Those individuals who have sought / received CaDI support informed staff that the right CaDI support at the right time, in the right way, and the right place really did and does help them through some of the most challenging times in their lives. There are those who state the support actually saved their lives.

PSC CaDI support continues to be **Wellbeing Medication without Prescription!**

Achievements & Performance

PSC staff team are well experienced in designing and developing exciting and varied activities and events and have created some excellent opportunity, providing supported and encouraged to service users which improved engagement, participation and relationships.

Throughout the last year utilising the benefits of delivering both core and CaDI services resulted in the achievement of planned outcomes.

Risk Management

The Management Board have developed an organisational Risk Assessment which focuses on the strategic, operational and financial risks which the charity faces. The Chief Executive reviewed these on a regular basis throughout the year and gave reports to the Management Board regarding any necessary steps which required to be taken to minimize these risks. The Management Board are working to update all Risk Assessments and relevant Policies and Procedures to ensure they meet current regulations.

Financial Review

Income for the period was £92,013 primarily grants and donations. With expenditure of £154,680 the charity had a deficit of £62,667 which was funded from reserves brought forward from the previous year. At the 31 March 2025 the charity had total funds of £150,616 of which £16,629 are restricted funds and £133,987 are unrestricted.

Trustees Annual Report
Year ended 31 March 2025

Reserves Policy


A reserves policy has been established by the Management Board which aims to maintain the free reserves of the charity at a level which, in the event of a significant drop in funding, would provide sufficient funds to continue existing activities for a period of twelve months. This would allow a period to consider the way forward for the Project; how the funding could be replaced or activities changed to maintain the service provided to service users. The Management Committee consider the level of reserves required to cover twelve months running costs is around £150,000. With free reserves (unrestricted funds less the value of unrestricted tangible assets) held at 31 March 2025 of £122,924 Perth Six Circle have/have not met their target.

Future Plans

PSC plans to reevaluate services due to both the reduction in staff members (due to several unsuccessful attempts to recruit personnel with the required skill set) along with the needs of current service users. The management board have stressed that any changes to services should be done whilst achieving minimal impact on the existing service users. They stressed that all changes should be for the benefit of both current and future service users

Service users currently attending PSC are much less active, able bodied and elderly than in previous years and although they require same/similar outcomes, in terms of support for their mental health and wellbeing and combating loneliness, isolation and managing / recovering from trauma - which is both current and historical - including Adverse Childhood Experiences (ACE) the delivery of services requires a different approach.

PSC plans to continue delivering Crisis and Distress Interventions (CaDI) along with core services, particularly taking a more preventative approach as this has proven to be very successful in terms of the reduction of crisis.



Independent Examiner's Report

Year ended 31 March 2025

I report on the financial statements of Perth Six Circle Project for the year ended 31 March 2025 which are set out on pages 9 to 16.

Responsibilities and basis of report

The charity's trustees are responsible for the preparation of the accounts in accordance with the requirements of the Charities and Trustee Investment (Scotland) Act 2005 ("the 2005 Act") and the Charities Accounts (Scotland) Regulations 2006 ("the 2006 Regulations").


I have satisfied myself that the charity is not subject to audit under Regulation (10)(1)(a)-(c) of the 2006 Regulations and is eligible for independent examination. I have therefore examined your charity's accounts as required under section (44)(1)(c) of the 2005 Act and Regulation 11 of the 2006 Regulations. In carrying out my examination I have followed the guidance issued to independent examiners by the Office of the Scottish Charity Regulator (OSCR).

My role is to state whether any material matters have come to my attention giving me cause to believe:

1. that accounting records were not kept as required by section 44(1)(a) of the 2005 Act and Regulation 4 of the 2006 Regulations; or
2. that the accounts do not accord with those records; or
3. that the accounts do not comply with the accounting requirements of Regulation 8 of the 2006 Regulations; or
4. that there is further information needed for a proper understanding of the accounts.

Independent examiner's statement

I have completed my examination and I have no concerns in respect of any of the areas listed above and I have found no other matters that require drawing to your attention.



Statement of Financial Activities

Year ended 31 March 2025

	Note	Unrestricted Funds	Restricted Funds	2025 Total	2024 Total
Income from:		£	£	£	£
Donations & Legacies	5	71,453	17,165	88,618	166,945
Bank interest		2,795	-	2,795	1,521
Other income		600	-	600	830
Total income		<u>74,848</u>	<u>17,165</u>	<u>92,013</u>	<u>169,296</u>
Expenditure on:					
Staff costs	6	106,695	19,937	126,632	160,294
Activities, Travel & outings		6,558	1,624	8,182	24,229
Administration	7	17,259	2,607	19,866	24,205
Total expenditure		<u>130,512</u>	<u>24,168</u>	<u>154,680</u>	<u>208,728</u>
Net income/(expenditure) & net movement in funds		<u>(55,664)</u>	<u>(7,003)</u>	<u>(62,667)</u>	<u>(39,432)</u>
Reconciliation of Funds					
Funds brought forward		189,651	23,632	213,283	252,715
Net movement in funds		<u>(55,664)</u>	<u>(7,003)</u>	<u>(62,667)</u>	<u>(39,432)</u>
Funds carried forward		<u>133,987</u>	<u>16,629</u>	<u>150,616</u>	<u>213,283</u>

The statement of financial activities includes all gains and losses recognised in the period. All incoming resources and resources expended derive from continuing activities. The notes on pages 11 to 16 form an integral part of these accounts.

Balance Sheet

At 31 March 2025

	Note	Unrestricted Funds	Restricted Funds	2025 Total	2024 Total
		£	£	£	£
Fixed Assets					
Tangible assets	8	11,063	6,629	17,692	21,860
Current Assets					
Debtors	9	22,000	-	22,000	44,000
Cash at bank & in hand		102,419	10,000	112,419	149,477
Total current assets		124,419	10,000	134,419	193,477
Current Liabilities					
Creditors	10	961	-	961	1,520
Accrual of examination fee		534	-	534	534
Total current liabilities		1,495	-	1,495	2,054
Net current assets		122,924	10,000	132,924	191,423
Net assets		133,987	16,629	150,616	213,283
Funds of the Charity					
Unrestricted funds		133,987	-	133,987	189,651
Restricted funds		-	16,629	16,629	23,632
Total Funds		133,987	16,629	150,616	213,283

The notes on pages 11 to 16 form an integral part of these accounts.

Notes to the Financial Statements

Year ended 31 March 2025

1 Basis of Preparation

1.1 Basis of accounting

These accounts have been prepared on the basis of historic cost in accordance with: -

- (a) The Charities & Trustee Investment Act (Scotland) Act 2005, and
- (b) The Charities Accounts (Scotland) Regulations 2006 as amended
- (c) Financial Reporting Standard FRS 102 (Effective January 2015),
- (d) Charities SORP (FRS 102) (2nd edition effective January 2019)

No changes have been made to the basis of preparation or to the previous year's accounts.

1.2. In preparing the accounts, the trustees were not required to make any judgements that would have a material effect on the numbers reported.

1.3 The charity meets the definition of a public benefit entity as defined by FRS102.

1.4 The charity is dependent on the continuing support of donors. However, the trustees have no reason to consider that this will not continue or that there are any material uncertainties about the charity's ability to continue as a going concern.

2 Accounting Policies

2.1 Form of Financial Statements

The charity maintains a general or unrestricted fund that can be expended at the discretion of the trustees on furthering the objects of the charity. The charity also holds restricted funds that may only be used for specific purposes. Restrictions arise when specified by the donor or when funds are raised for specific purposes, see note 4.

2.2 Income

- (a) Income is recognised and included in the Statement of Financial Activities (SOFA) when the charity becomes entitled to the resources; their receipt is probable; and the monetary value can be measured with sufficient reliability.
- (b) Where income has related expenditure the income and related expenditure are reported gross in the SOFA.
- (c) Income which is subject to conditions that the charity has yet to fulfil, or which is specifically for use in a future accounting period, is treated as deferred income.

2.3 Expenditure & Liabilities

- (a) Expenditure is accounted for on an accruals basis.
- (b) Liabilities are recognised as soon as there is a legal or constructive obligation to pay out resources; it is probable they will be paid and the monetary value can be measured with sufficient reliability.

Notes to the Financial Statements

Year ended 31 March 2025

2.4 Assets

Tangible assets are capitalised if they have a value of £1,000 or greater and depreciated over their economic life as follows:

Equipment fixtures and fittings - 25% reducing balance

Vehicles and trailer - 25% reducing balance

Garden improvements – 10% reducing balance

2.5 Debtors

(a) Debtors are recognised at the settlement amount due

(b) Prepayments are valued at the amount prepaid

2.6 Cash

Cash at bank and in hand includes cash and bank deposits repayable on demand

2.7 Creditors

(a) Creditors are recognised where the charity has an obligation resulting from a past event that will probably result in the transfer of funds to a third party and the amount due can be measured or estimated reliably. Creditors are normally recognised at their settlement amount, usually the invoice amount.

(b) Accrued charges are normally valued at their settlement amount.

2.8 Taxation

The charity is not liable to income or capital gains tax on its charitable activities. Irrecoverable VAT is included in the asset cost or expense to which it relates.

2.9. Financial Instruments

The charity only has financial assets and financial liabilities of a kind that qualify as basic financial instruments. Basic financial instruments are initially recognised at transaction value and subsequently measured at their settlement value.

3 Trustee Remuneration & Expenses

£275 for accountancy services is due to Taybank Taxation and Accountancy, a firm controlled by the Treasurer, Ian Riley (2024: £275). There is no prohibition in the constitution of payments to trustees or connected persons.

No expenses were paid to any trustees during the year (2024: Nil).

Notes to the Financial Statements

Year ended 31 March 2025

4. Movement in Restricted Funds

During the year the charity maintained the following restricted funds:

Restricted to:	Opening balance	Income	Expenditure	Transfers	Closing balance
	£	£	£	£	£
To support and reintegrate into their local communities 25 disadvantaged adults - BIG Lottery	4,711	-	4,711	-	-
BIG Lottery capital fund	8,921	-	2,292	-	6,629
Crises and Distress Intervention Project - PKC CaDI	10,000	17,165	17,165	-	10,000
Total	23,632	17,165	24,168	-	16,629

5. Donations

	2025 Total	2024 Total
	£	£
Value of rent-free accommodation	12,000	12,000
General donations	-	100
Big Lottery Fund - Revenue	-	67,094
Perth & Kinross Council	39,705	65,751
Bank of Scotland	14,913	-
Gannochy Trust	22,000	22,000
Total	88,618	166,945

6. Staff Costs

	2025 Total	2024 Total
	£	£
Salaries	113,971	138,282
Employers NI	6,962	7,826
Employers pension	5,699	6,921
Redundancy payments	-	7,265
Total	126,632	160,294

No employee received remuneration of more than £60,000 (2021: None).

The number of employees during the year was 3 (2024: 5).

The charity operates a defined contribution pension scheme. The contributions made by the charity for the period were £5,699 (2024: £6,921).

Notes to the Financial Statements

Year ended 31 March 2025

7. Administration	2025 Total	2024 Total
	£	£
Rent & Utilities	13,113	13,466
Misc. stationery & consumables	307	978
Insurance; professional services & accountant	1,745	3,294
Independent examination	534	534
Staff training	-	661
Depreciation	4,167	5,272
Total	19,866	24,205

8. Tangible Assets	Equipment, fixtures & fittings	Vehicles & trailer	Garden Improvements	Total
	£	£	£	
Cost				
Cost at 1 April 2024	16,526	66,541	13,149	96,216
Cost at 31 March 2025	16,526	66,541	13,149	96,216
Depreciation				
At 1 April 2024	12,206	58,065	4,085	74,356
Charge for the year	1,080	2,182	906	4,168
At 31 March 2025	13,286	60,247	4,991	78,524
Net Book Value				
At 1 April 2024	4,320	8,476	9,064	21,860
At 31 March 2025	3,240	6,294	8,158	17,692

9. Debtors	2025 Total	2024 Total
	£	£
The Robertson Trust	22,000	44,000
Total	22,000	-

Notes to the Financial Statements

Year ended 31 March 2024

10. Creditors	2025 Total	2024 Total
	£	£
Taybank Taxation	275	275
Nest	686	1,245
Total	<u>961</u>	<u>1,520</u>

11. Previous year information

In order to comply with FRS 102 to show corresponding amounts for the previous year for every figure in the financial statements and notes (not just the prior year totals), corresponding figures not provided elsewhere in these accounts are set out below:

11.1 Statement of Financial Activities for the year ended 31 March 2024

	Unrestricted Funds	Restricted Funds
	£	£
Income from:		
Donations & Legacies	55,878	111,067
Charitable activities	-	-
Bank interest	1,521	-
Other income	830	-
Total income	<u>58,229</u>	<u>111,067</u>
Expenditure on:		
Staff costs	67,889	92,405
Activities, Travel & outings	13,543	10,686
Administration	<u>16,705</u>	<u>7,500</u>
Total expenditure	<u>98,137</u>	<u>110,591</u>
Net income/(expenditure) & Movement in funds	(39,908)	476
Reconciliation of Funds		
Funds brought forward	229,559	23,156
Net movement in funds	<u>(39,908)</u>	<u>476</u>
Funds carried forward	<u>189,651</u>	<u>23,632</u>

Notes to the Financial Statements

Year ended 31 March 2024

11.2 Balance Sheet at 31 March 2024	Unrestricted Funds	Restricted Funds
Fixed Assets	£	£
Tangible assets	12,939	8,921
Current Assets		
Debtors	44,000	-
Cash at bank & in hand	134,766	14,711
Total current assets	178,766	14,711
Current Liabilities		
Creditors	1,520	-
Deferred income	-	-
Accrual of examination fee	534	-
Total current liabilities	2,054	-
Net current assets	176,712	14,711
Net assets	189,651	23,632
Funds of the Charity		
Unrestricted funds	189,651	-
Restricted funds	-	23,632
Total Funds	189,651	23,632

11.3 Restricted funds for 2023/24

Restricted to:	Opening balance	Income	Expenditure	Transfers	Closing balance
	£	£	£	£	£
To support and reintegrate into their local communities 25 disadvantaged adults - BIG Lottery	6,261	67,094	68,644	-	4,711
BIG Lottery capital fund	11,895	-	2,974	-	8,921
Crises and Distress Intervention Project - PKC CaDI	-	43,973	33,973	-	10,000
Intergenerational project - PKC	5,000	-	5,000	-	-
Total	23,156	111,067	110,591	-	23,632